

**PRASAD V. POTLURI SIDDHARTHA INSTITUTE OF TECHNOLOGY
KANURU, VIJAYAWADA**

Student Satisfaction Survey

Overall College Wise Report

Academic Year: 2025-26

Scale: 5- Excellent, 4-Good, 3-Satisfactory, 2-Poor, 1-Very Poor

Total 2340 students out of 3393 have participated in this feedback

	Teaching learning Process	Placements	Infrastructure Facilities	Campus Life	Administration	General	OVERALL AVERAGE
AVERAGE	4.37	4.24	4.14	4.28	4.37	4.22	4.27


Feedback on Student Satisfaction Survey
Overall College Wise Report

Academic Year: 2025-26


Scale: 5- Excellent, 4-Good, 3-Satisfactory, 2-Poor, 1-Very Poor

Total 2340 students out of 3393 have participated in this feedback

Teaching learning Process		
S.No	Description	Average
1	Our syllabus	4.33
2	Syllabus Coverage in the class.	4.47
3	How well did the teachers prepare for the classes	4.36
4	How well were the teachers able to communicate	4.38
5	The teacher's approach to teaching	4.32
6	Fairness of the internal evaluation process by the teachers	4.42
7	Was your performance in assignments discussed with you	4.36
8	The institute takes active interest in promoting internship, student exchange, field visit opportunities for students	4.39
9	The teaching and mentoring process in your institution facilitates you in cognitive, social and emotional growth	4.35
10	The institution provides multiple opportunities to learn and grow	4.36
11	Teachers inform you about your expected competencies, course outcomes and programme outcomes.	4.39
12	Your mentor does a necessary follow-up with an assigned task to you	4.39
13	The teachers illustrate the concepts through examples and applications	4.39
14	The teachers identify your strengths and encourage you with providing right level of challenges	4.34
15	Teachers are able to identify your weaknesses and help you to overcome them.	4.31
16	The institution makes effort to engage students in the monitoring, review and continuous quality improvement of the teaching learning process.	4.35
17	The institute/ teachers use student centric methods, such as experiential learning, participative learning and problem solving methodologies for enhancing learning experiences.	4.4
18	Teachers encourage you to participate in extracurricular activities	4.35
19	Efforts are made by the institute/ teachers to inculcate soft skills, life skills and employability skills to make you ready for the world of work.	4.41
20	Percentage of teachers use ICT tools such as LCD projector, Multimedia, etc. while teaching.	4.43
21	The overall quality of teaching-learning process in your institute	4.38
22	Our non teaching staff behavior with students	4.36
23	Our laboratory facilities	4.36
24	The availability of laboratory facilities	4.37
25	Conduction of remedial classes	4.35
Overall Average		4.37


PRINCIPAL
PRASAD V.POTLURI
SIDDHARTHA INSTITUTE OF TECHNOLOGY
KANURU, VIJAYAWADA-520 0

Academic Year: 2025-26		
Scale: 5- Excellent, 4-Good, 3-Satisfactory, 2-Poor, 1-Very Poor		
Total 2340 students out of 3393 have participated in this feedback		
PLACEMENTS		
S.no	Description	Average
1	Our placements	4.24
2	The type of companies that are visiting our campus for placements	4.22
3	Training provided by college for campus placements	4.27
	Overall Average	4.24
INFRASTRUCTURE FACILITIES		
S.no	Description	Average
1	The number of class rooms	4.31
2	The ventilation in class rooms	4.12
3	Facilities in class rooms	4.17
4	Sports Facilities	4.01
5	Toilet Facilities	4.11
6	Drinking water facilities	4.23
7	Hostel facilities	4.1
8	Parking facilities	4.24
9	Total 2340 students out of 3393+A8:A11 have participated in this feedback+B55	4.15
10	Canteen	3.92
11	Medical facilities	4.11
12	Overall Average	4.14
CAMPUS LIFE		
S.No	Description	Average
1	The Safety in campus	4.4
2	The Social life	4.25
3	The Extracurricular activities	4.2
4	Cleanliness of campus	4.28
5	Overall Average	4.28
ADMINISTRATION		
Total 2340 students out of 3393 have participated in this feedback		
S.No	Description	Average
1	Your Head of the Department	4.38
2	Your Principal	4.43
3	Policies of college	4.34
4	The services provided by your department office	4.35
5	The services provided by central administrative office	4.36
6	Overall Average	4.37
GENERAL		
S.No	Description	Average
1	Your happiness to attend the college daily	4.22
2	Do you recommend this college for your sisters/brothers/relatives	4.16
3	Your overall rating of PVPSIT	4.28
	Overall Average	4.22


PRINCIPAL
PRASAD V.POTLURI
SIDDHARTHA INSTITUTE OF TECHNOLOGY
KANURU, VIJAYAWADA-520 001

Student Satisfaction Survey

Department Wise Average Report (CSE) Academic Year: 2025-26

Scale: 5- Excellent, 4-Good, 3-Satisfactory, 2-Poor, 1-Very Poor

Total 749 students out of 1042 have participated in this feedback

	Teaching learning Process	Placements	Infrastructure Facilities	Campus Life	Administration	General	OVERALL AVERAGE
AVERAGE	4.28	4.06	3.98	4.12	4.21	4.01	4.11

Department Wise Average Report (CIVIL) Academic Year: 2025-26

Scale: 5- Excellent, 4-Good, 3-Satisfactory, 2-Poor, 1-Very Poor

Total 96 students out of 189 have participated in this feedback

	Teaching learning Process	Placements	Infrastructure Facilities	Campus Life	Administration	General	OVERALL AVERAGE
AVERAGE	4.64	4.63	4.67	4.73	4.74	4.75	4.69

Department Wise Average Report(ECE) Academic Year: 2025-26

Total 445 students out of 488 have participated in this feedback

	Teaching learning Process	Placements	Infrastructure Facilities	Campus Life	Administration	General	OVERALL AVERAGE
AVERAGE	4.24	4.09	3.97	4.14	4.21	4.02	4.11

Department Wise Average Report (EEE) Academic Year: 2025-26

Total 242 students out of 267 have participated in this feedback

	Teaching learning Process	Placements	Infrastructure Facilities	Campus Life	Administration	General	OVERALL AVERAGE
AVERAGE	4.47	4.47	4.35	4.47	4.55	4.46	4.46

Department Wise Average Report (INF) Academic Year: 2025-26

Total 253 students out of 555 have participated in this feedback

	Teaching learning Process	Placements	Infrastructure Facilities	Campus Life	Administration	General	OVERALL AVERAGE
AVERAGE	4.42	4.28	4.21	4.41	4.47	4.34	4.36

Department Wise Average Report (MEC) Academic Year: 2025-26

Total 134 students out of 256 have participated in this feedback

	Teaching learning Process	Placements	Infrastructure Facilities	Campus Life	Administration	General	OVERALL AVERAGE
AVERAGE	4.6	4.63	4.62	4.69	4.66	4.69	4.65

Department Wise Average Report (CSM) Academic Year: 2025-26


Total 240 students out of 278 have participated in this feedback

	Teaching learning Process	Placements	Infrastructure Facilities	Campus Life	Administration	General	OVERALL AVERAGE
AVERAGE	4.48	4.44	4.26	4.39	4.58	4.41	4.43

Department Wise Average Report (CSD) Academic Year: 2025-26

Total 181 students out of 283 have participated in this feedback

	Teaching learning Process	Placements	Infrastructure Facilities	Campus Life	Administration	General	OVERALL AVERAGE
AVERAGE	4.39	4.33	4.11	4.28	4.43	4.22	4.3


PRINCIPAL
PRASAD V.POTLURI
SIDDHARTHA INSTITUTE OF TECHNOLOGY
KANURU, VIJAYAWADA-520 007